

Extraction Arms



ESTA has a comprehensive product range of extraction arms to ensure precise, effective capturing wherever direct connection to dust-producing equipment is not feasible.

To best satisfy the individuality of possible applications the extraction arms are mountable on walls, ceilings, floors or directly on the device. Their easy handling and premium workmanship are a plus for long-term customer satisfaction.

ESTA PLUS

Application

- » Connect to extraction system for precise exhausting of dust and fume sources

Features

- » Available diameters from DN 50 mm to DN 200 mm
- » Length: 3 ft - 26 ft
- » Large effective capture zone
- » Absolutely maintenance-free
- » Robust design
- » Unimpeded air flow
- » External beam construction
- » Gas pressure springs for easy movement

Your Benefits

- » Fast delivery
- » Large selection of diameters and sizes
- » Great flexibility
- » Easy to handle
- » Precise capturing



Extraction arm with high efficiency hood



Extraction arm with optimized square hood



Extraction arm with flanged bell-mouth hood



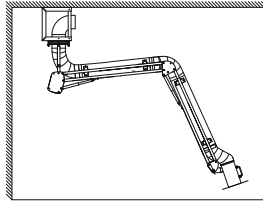
* optional



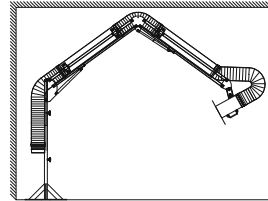
Extraction Arms



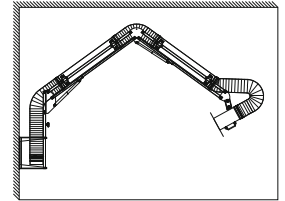
Installation examples



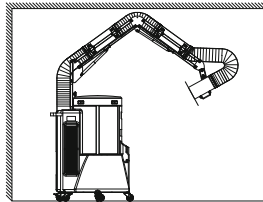
Ceiling consoles



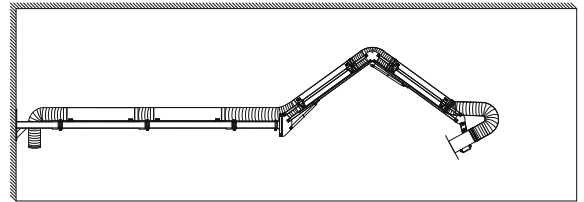
Standpipe with floor standpipe



Wall-mount console



Installation on filtration device



Wall console with boom



ESTA – THE SPECIALIST FOR EXTRACTION TECHNOLOGY

For more than 45 years, ESTA has provided comprehensive industrial air filtration solutions for all application areas. From single devices that cover a wide range of applications to complex extraction system installations: We strive to ensure a consistently clean working environment for you!

This protects your machines, benefits your employees' health and lays the foundation for efficient and quality-oriented working.

ESTA Extraction USA

8349-K Arrowridge Blvd.
Charlotte, NC 28273
United States

☎ 1-833-ESTA-USA
✉ info@esta-usa.com
🌐 www.esta-usa.com